



## FR Competitor Advisory Memo

**No:** CAMFR-2023-001  
**Date:** January 19, 2023  
**Subject:** Driver Suit & Crew Uniform Styles

While the Championships is still finalizing partners that will be featured on the cars, we have finalized all partnerships for driver suits/shirts and crew uniforms.

There has been no change from 2022, with the exception of the SCCA Pro logo. The previous logo, now known as the Legacy Logo, will still be acceptable for use on suits and uniforms, but if you are having new items being made, we request that you switch to the Primary Logo. [For more information on SCCA Pro Racing branding, please download the guidelines linked here.](#)

### Primary Logo



### Legacy Logo



Below you'll find screenshots from the upcoming to be released 2023 FR Americas Championship Style Guide. [Logo assets can be downloaded from the FR Americas Championship website page linked here.](#)

**FR**
**Driver Suit**

|  |  |
|--|--|
| <b>Upper Left Chest</b><br>Championship Logo: 3" tall with 1" wide, proportionate to the logo design.<br><br>SCCA Pro Logo: 2.5" tall.<br><br>Honda logo: 2.5" tall; there needs to be at least half the height of the logo surrounding the combined logo.<br><br>Upper Left Logo: 2.5" tall.<br><br><b>Upper Left Arm</b><br>All logos are 2" tall, with proportionate to the logo design; order top to bottom to be reflected as example to the right.<br> | <b>Upper Right Chest</b><br>Future Title Sponsor: leaves 1.5" x 3" space blank.<br><br>SCCA Pro Logo: 2.5" tall.<br><br>Honda logo: 2.5" tall; there needs to be at least half the height of the logo surrounding the combined logo.<br><br>Upper Right Logo: 2.5" tall.<br><br><b>Upper Right Arm</b><br>All logos are 2" tall, with proportionate to the logo design; order top to bottom to be reflected as example to the right.<br> |
|--|--|

\*Drawing is not to scale

For dark suits, please use white logos in lieu of black logos featured here. All drivers will receive one (1) suit kit with their driver registration. This suit kit includes all required Championship and partner/sponsor logo patches. Drivers are free to have their suits embroidered in lieu of these patches, but layouts require approval. All drivers are required to wear a suit meeting proper branding standards when on the podium. Additional details are outlined in the Sporting Regulations.

**FR**
**Driver Shirt**

|  |  |
|--|--|
| <b>Upper Left Chest</b><br>Championship Logo: 2.5" tall with 1" wide, proportionate to the logo design.<br><br>SCCA Pro Logo: 2.5" tall.<br><br>Honda logo: 2.5" tall; there needs to be at least half the height of the logo surrounding the combined logo.<br><br>Upper Left Logo: 2.5" tall.<br><br><b>Upper Left Arm</b><br>All logos are 1.5" tall, with proportionate to the logo design; order top to bottom to be reflected as example to the right.<br> | <b>Upper Right Chest</b><br>Future Title Sponsor: leaves 1.5" x 3" space blank.<br><br>SCCA Pro Logo: 2.5" tall.<br><br>Honda logo: 2.5" tall; there needs to be at least half the height of the logo surrounding the combined logo.<br><br>Upper Right Logo: 2.5" tall.<br><br><b>Upper Right Arm</b><br>All logos are 1.5" tall, with proportionate to the logo design; order top to bottom to be reflected as example to the right.<br> |
|--|--|

\*Drawing is not to scale

For dark shirts, please use white logos in lieu of black logos featured here. All drivers are required to wear a driver shirt during official sessions (practice, qualifying, and races). This shirt can be worn in lieu of a suit at promotional events with the permission of Championship officials. Additional details are outlined in the Sporting Regulations.












## FR Crew Shirt



\*Drawing is not to scale

For dark shirts, please use white logos in lieu of black logos featured here. All crew members over the wall in the pits must be in an official crew shirt. Additional details are outlined in the Sporting Regulations.










|   |  |
|---|--|
| <b>Upper Left Chest</b><br> Championship logo: 2.3" tall, width proportionate to the logo design.<br> SCCA Pro logo: 2" x 1.5"        | <b>Upper Right Chest</b><br> Future Title Sponsor: Leave 2"x4.5" space blank.<br> SCCA Pro logo: 2" x 1.5"<br> Honda logo: 2.3" tall; there needs to be at least half the height of the logo surrounding the combined logo.<br> Honda logo: 2.3" tall; there needs to be at least half the height of the logo surrounding the combined logo. |
| <b>Upper Left Arm</b><br> Hankook<br> Ligier<br> HPD |  |

## FR Dual Championship Crew Shirt




\*Drawing is not to scale

For dark shirts, please use white logos in lieu of black logos featured here. All crew members over the wall in the pits must be in an official crew shirt. Additional details are outlined in the Sporting Regulations.










|   |  |
|---|--|
| <b>Upper Left Chest</b><br> Championship logo: 2.3" tall, width proportionate to the logo design, order top to bottom to be reflected as example to the right.<br> SCCA Pro logo: 2" x 1.5" | <b>Upper Right Chest</b><br> Future Title Sponsor: Leave 2"x4.5" space blank.<br> SCCA Pro logo: 2" x 1.5"<br> Honda logo: 2.3" tall; there needs to be at least half the height of the logo surrounding the combined logo.<br> Honda logo: 2.3" tall; there needs to be at least half the height of the logo surrounding the combined logo. |
| <b>Upper Left Arm</b><br> Hankook<br> Ligier<br> HPD   |  |

## FR Crew Jacket




\*Drawing is not to scale

For dark shirts, please use white logos in lieu of black logos featured here. All crew members over the wall in the pits must be in an official crew shirt. Additional details are outlined in the Sporting Regulations.










|   |  |
|---|--|
| <b>Upper Left Chest</b><br> Championship logo: 2.3" tall, width proportionate to the logo design.<br> SCCA Pro logo: 2" x 1.5"        | <b>Upper Right Chest</b><br> Future Title Sponsor: Leave 2"x4.5" space blank.<br> SCCA Pro logo: 2" x 1.5"<br> Honda logo: 2.3" tall; there needs to be at least half the height of the logo surrounding the combined logo.<br> Honda logo: 2.3" tall; there needs to be at least half the height of the logo surrounding the combined logo. |
| <b>Upper Left Arm</b><br> Hankook<br> Ligier<br> HPD |  |

## FR Dual Championship Crew Jacket



\*Drawing is not to scale

For dark shirts, please use white logos in lieu of black logos featured here. All crew members over the wall in the pits must be in an official crew shirt. Additional details are outlined in the Sporting Regulations.

|   |  |
|---|--|
| <b>Upper Left Chest</b><br> Championship logo: 2.3" tall, width proportionate to the logo design, order top to bottom to be reflected as example to the right.<br> SCCA Pro logo: 2" x 1.5" | <b>Upper Right Chest</b><br> Future Title Sponsor: Leave 2"x4.5" space blank.<br> SCCA Pro logo: 2" x 1.5"<br> Honda logo: 2.3" tall; there needs to be at least half the height of the logo surrounding the combined logo.<br> Honda logo: 2.3" tall; there needs to be at least half the height of the logo surrounding the combined logo. |
| <b>Upper Left Arm</b><br> Hankook<br> Ligier<br> HPD   |  |

Any questions can be directed to [Sydney](#) (until January 31, 2023) or [Ashleigh](#).